

i-HEAD[®]

INTERCHANGEABLE HEAD TIG TORCH SERIES



*Flex-Neck
WTF*

*Ball-Joint
WTB*

*Roto-Head
WTR*

WTF-17V


WTB-9

WTR-20


Problem solvers

Allows access to difficult weld locations.


Ideal for pipe and tube welds.




BALL-JOINT MODELS
Swivel ball joint head locks in place. Air cooled and water cooled models



FLEXIBLE-NECK MODELS
Air cooled and water cooled models provide solutions for hard to reach welds.



ROTO-HEAD MODELS
Head rotates 360° and locks in place. Air cooled and water cooled models.



SPEED NUT™ HOSE CONNECTIONS
No more troublesome wire clamps. Quick and easy repairs on water cooled models.

i-HEAD®

INTERCHANGEABLE HEAD TIG TORCH SERIES

These exciting i-Head torches give new meaning to versatility in TIG welding. Three distinct versions; **Flex**, **Ball** or **Roto** allow you to choose the model that best suits your needs.

The **Flex-Neck** models allow the torch body to flex, positioning the head at various angles.

The **Ball-Joint** models feature a swivel ball joint that locks the head in place with a twist of the torch body.

Numerous head styles interchange between the Flex-Head and the Ball-Joint torch models. Both torch styles are available in air-cooled with or without a built-in gas valve along with two water-cooled models.

The **Roto-Head** models feature a torch head that rotates 360°. When in the desired position the head is locked firmly in place. The unique angled torch body allows access to tight weld locations.

All torch bodies and heads are made with resilient high temperature silicone rubber insulation that resist "HF" current leakage, chipping, cracking and withstands temperatures to 500° F.

The water-cooled models are available in deluxe packages featuring soft braided rubber hoses, power cable and a glove soft leather protective cable cover.

ORDERING INFORMATION

Ball-Joint "B" Models

125 amps - Air Cooled (920-70 Head)

WTB-9-12R	12 1/2 ft. Torch Package
WTB-9-12-2	12 1/2 ft. Torch Pkg - 2pc. Cable
WTB-9-25R	25 ft. Torch Package
WTB-9-25-2	25 ft. Torch Pkg - 2pc. Cable
WTB-9V-12R	12 1/2 ft. Torch Pkg w/Valve
WTB-9V-12-2	12 1/2 ft. Torch Pkg - 2pc., w/Valve
WTB-9V-25R	25 ft. Torch Pkg w/Valve
WTB-9V-25-2	25 ft. Torch Pkg - 2pc., w/Valve

150 amps - Air Cooled (1718-70 Head)

WTB-17-12R	12 1/2 ft. Torch Package
WTB-17-12-2	12 1/2 ft. Torch Pkg - 2pc. Cable
WTB-17-25R	25 ft. Torch Package
WTB-17-25-2	25 ft. Torch Pkg - 2pc. Cable
WTB-17V-12R	12 1/2 ft. Torch Pkg w/Valve
WTB-17V-12-2	12 1/2 ft. Torch Pkg - 2pc., w/Valve
WTB-17V-25R	25 ft. Torch Pkg w/Valve
WTB-17V-25-2	25 ft. Torch Pkg - 2pc., w/Valve

230 amps - Water Cooled (920-70 Head)

WTB-20-12DX	12 1/2 ft. Deluxe Torch Package
WTB-20-25DX	25 ft. Deluxe Torch Package

250 amps - Water Cooled (1718-70 Head)

WTB-18-12DX	12 1/2 ft. Deluxe Torch Package
WTB-18-25DX	25 ft. Deluxe Torch Package

Flex-Neck "F" Models

125 amps - Air Cooled (920-70 Head)

WTF-9-12R	12 1/2 ft. Torch Package
WTF-9-12-2	12 1/2 ft. Torch Pkg - 2pc. Cable
WTF-9-25R	25 ft. Torch Package
WTF-9-25-2	25 ft. Torch Pkg - 2pc. Cable
WTF-9V-12R	12 1/2 ft. Torch Pkg w/Valve
WTF-9V-12-2	12 1/2 ft. Torch Pkg - 2pc., w/Valve
WTF-9V-25R	25 ft. Torch Pkg w/Valve
WTF-9V-25-2	25 ft. Torch Pkg - 2pc., w/Valve

150 amps - Air Cooled (1718-70 Head)

WTF-17-12R	12 1/2 ft. Torch Package
WTF-17-12-2	12 1/2 ft. Torch Pkg - 2pc. Cable
WTF-17-25R	25 ft. Torch Package
WTF-17-25-2	25 ft. Torch Pkg - 2pc. Cable
WTF-17V-12R	12 1/2 ft. Torch Pkg w/Valve
WTF-17V-12-2	12 1/2 ft. Torch Pkg - 2pc., w/Valve
WTF-17V-25R	25 ft. Torch Pkg w/Valve
WTF-17V-25-2	25 ft. Torch Pkg - 2pc., w/Valve

230 amps - Water Cooled (920-70 Head)

WTF-20-12DX	12 1/2 ft. Deluxe Torch Package
WTF-20-25DX	25 ft. Deluxe Torch Package

250 amps - Water Cooled (1718-70 Head)

WTF-18-12DX	12 1/2 ft. Deluxe Torch Package
WTF-18-25DX	25 ft. Deluxe Torch Package

Roto-Head "R" Models

125 amps - Air Cooled (920R Head)

WTR-9-12R	12 1/2 ft. Torch Package
WTR-9-12-2	12 1/2 ft. Torch Pkg - 2pc. Cable
WTR-9-25R	25 ft. Torch Package
WTR-9-25-2	25 ft. Torch Pkg - 2pc. Cable
WTR-9V-12R	12 1/2 ft. Torch Pkg w/Valve
WTR-9V-12-2	12 1/2 ft. Torch Pkg - 2pc., w/Valve
WTR-9V-25R	25 ft. Torch Pkg w/Valve
WTR-9V-25-2	25 ft. Torch Pkg - 2pc., w/Valve

150 amps - Air Cooled (1718R Head)

WTR-17-12R	12 1/2 ft. Torch Package
WTR-17-12-2	12 1/2 ft. Torch Pkg - 2pc. Cable
WTR-17-25R	25 ft. Torch Package
WTR-17-25-2	25 ft. Torch Pkg - 2pc. Cable
WTR-17V-12R	12 1/2 ft. Torch Pkg w/Valve
WTR-17V-12-2	12 1/2 ft. Torch Pkg - 2pc., w/Valve
WTR-17V-25R	25 ft. Torch Pkg w/Valve
WTR-17V-25-2	25 ft. Torch Pkg - 2pc., w/Valve

230 amps - Water Cooled (920R Head)

WTR-20-12DX	12 1/2 ft. Deluxe Torch Package
WTR-20-25DX	25 ft. Deluxe Torch Package

250 amps - Water Cooled (1718R Head)

WTR-18-12DX	12 1/2 ft. Deluxe Torch Package
WTR-18-25DX	25 ft. Deluxe Torch Package

HEADS - FLEX-NECK & BALL JOINT



ROTO



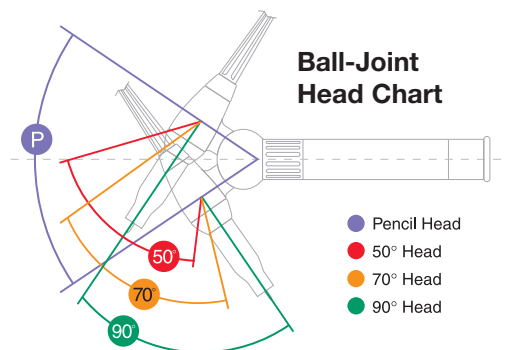
WATER COOLED DELUXE TORCH PACKAGES

The water cooled models are available in Deluxe packages that include: torch body, head(s), fluted handle, soft braided rubber hoses and power cable assembly, premium leather cable cover, 3/32" collet and collet body, tungsten electrode, #6 alumina nozzle, and back caps.

Note: Ball-Joint and Flex-Neck models include 70° and pencil heads.

SPECIFICATIONS

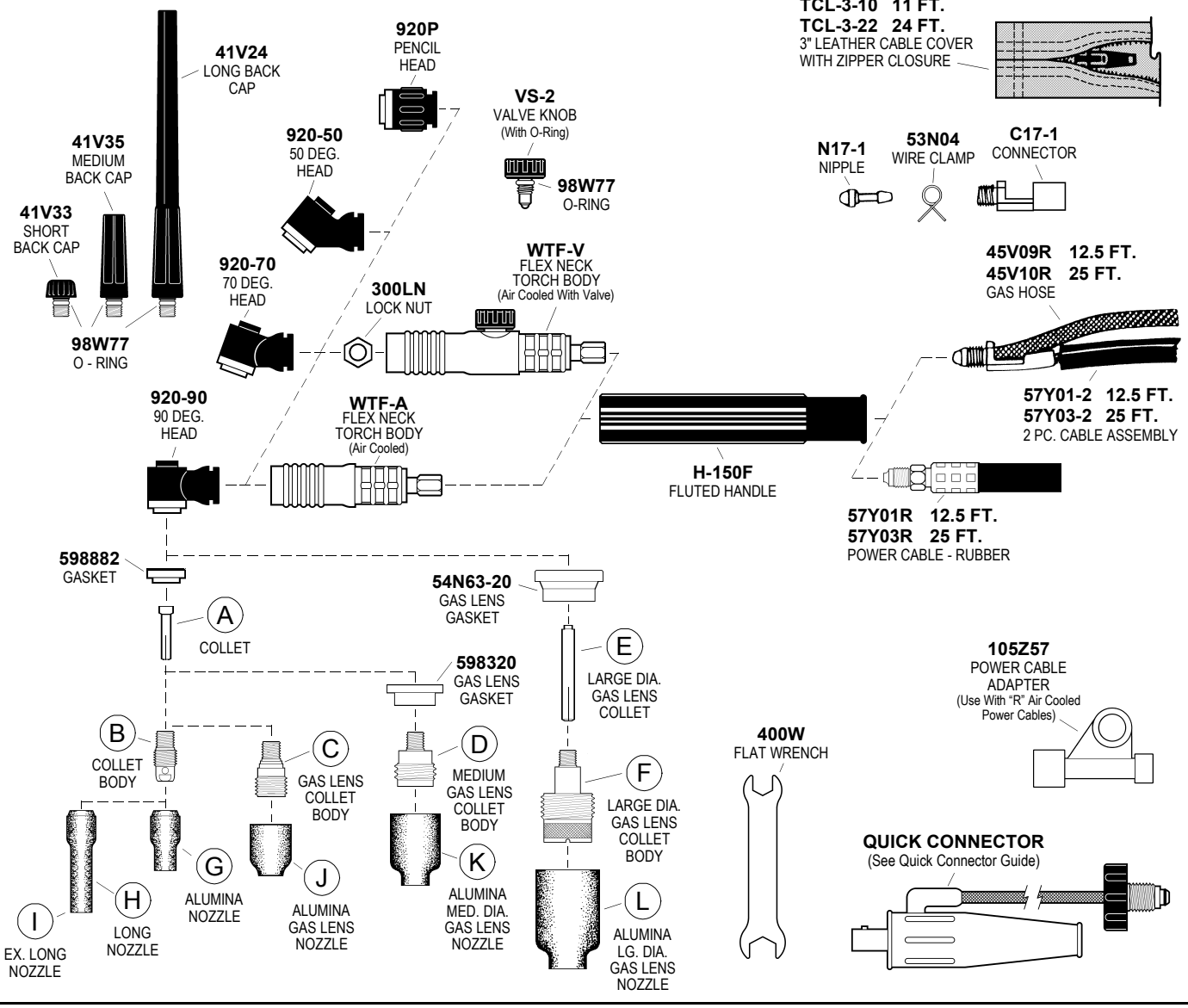
	Air Cooled	Water Cooled
Maximum Amperage Capacity (AC-DCSP)	125 or 150 AMPS	230 AMPS
Tungsten Size Capacity	.020" - 1/8" (0.5-3.2mm)	.020" - 5/32" (0.5-4.0mm)
Maximum Tungsten Length	7" (178mm)	7" (178mm)
Cooling Requirements	-	1 Qt./Min. (.946L/min)
Maximum Coolant Pressure	-	50 psi (345 Kpa)



FLEX - NECK REPLACEMENT PARTS

WTF-9 • WTF-9V 125 AMPS AIR COOLED

CAUTION
Head must be locked firmly before starting arc.



COPYRIGHT 2001 - 2015 TEC WELDING PRODUCTS, INC.

COLLETS • COLLET BODIES • GAS LENS

ITEM	ELECTRODE DIAMETER	.020 0,5	.040 1,0	1/16 1,6	3/32 2,4	1/8 3,2
A	COLLET	13N20	13N21	13N22	13N23	13N24
B	COLLET BODY	13N25	13N26	13N27	13N28	13N29
C	GAS LENS	45V41	45V42	45V43	45V44	45V45
D	MED. DIA. GAS LENS	—	—	45V35SW	45V36SW	45V37SW
E	LG. DIA. GAS LENS COLLET	13N20L	13N21L	13N22L	13N23L	13N24L
F	LG. DIA. GAS LENS	45V0204S		45V116S	45V64S	995795S

GAS NOZZLES

ITEM	NO. SIZE	3 3/16"	4 1/4"	5 5/16"	6 3/8"	7 7/16"	8 1/2"	10 5/8"	11 11/16"	12 3/4"
G	ALUMINA	—	13N08	13N09	13N10	13N11	13N12	13N13	—	—
H	LONG 17/8"	796F70A	796F71A	796F72A	796F73A	—	—	—	—	—
I	EX. LONG 2 1/2"	796F74A	796F75A	796F76A	796F77A	—	—	—	—	—
J	ALUMINA GAS LENS	—	53N58	53N59	53N60	53N61	53N61S	—	—	—
K	ALUMINA MED. DIA. GAS LENS	—	—	—	—	54N15SW	54N14SW	54N12SW	54N19	—
L	ALUMINA LG. DIA. GAS LENS	—	—	—	57N75	—	57N74	53N88	—	53N87*

Specifications and descriptions subject to change without notice.

* #15 53N89 15/16" ID X 1 7/8" Long