

i-HEAD[®]

INTERCHANGEABLE HEAD TIG TORCH SERIES



*Flex-Neck
WTF*

*Ball-Joint
WTB*

*Roto-Head
WTR*

*Problem
solvers*


*Allows access
to difficult
weld locations.*

*Ideal for pipe
and tube welds.*


WTF-17V

WTB-9


WTR-20




**BALL-JOINT
MODELS**
Swivel ball joint head
locks in place. Air
cooled and water
cooled models



**FLEXIBLE-NECK
MODELS**
Air cooled and water
cooled models provide
solutions for hard to
reach welds.



**ROTO-HEAD
MODELS**
Head rotates 360°
and locks in place.
Air cooled and water
cooled models.



**SPEED NUT™ HOSE
CONNECTIONS**
No more troublesome
wire clamps. Quick and
easy repairs on water
cooled models.

i-HEAD®

INTERCHANGEABLE HEAD TIG TORCH SERIES

These exciting i-Head torches give new meaning to versatility in TIG welding. Three distinct versions; **Flex**, **Ball** or **Roto** allow you to choose the model that best suits your needs.

The **Flex-Neck** models allow the torch body to flex, positioning the head at various angles.

The **Ball-Joint** models feature a swivel ball joint that locks the head in place with a twist of the torch body.

Numerous head styles interchange between the Flex-Head and the Ball-Joint torch models. Both torch styles are available in air-cooled with or without a built-in gas valve along with two water-cooled models.

The **Roto-Head** models feature a torch head that rotates 360°. When in the desired position the head is locked firmly in place. The unique angled torch body allows access to tight weld locations.

All torch bodies and heads are made with resilient high temperature silicone rubber insulation that resist "HF" current leakage, chipping, cracking and withstands temperatures to 500° F.

The water-cooled models are available in deluxe packages featuring soft braided rubber hoses, power cable and a glove soft leather protective cable cover.

ORDERING INFORMATION

Ball-Joint "B" Models

125 amps - Air Cooled (920-70 Head)

| | |
|-------------|--------------------------------------|
| WTB-9-12R | 12 1/2 ft. Torch Package |
| WTB-9-12-2 | 12 1/2 ft. Torch Pkg - 2pc. Cable |
| WTB-9-25R | 25 ft. Torch Package |
| WTB-9-25-2 | 25 ft. Torch Pkg - 2pc. Cable |
| | |
| WTB-9V-12R | 12 1/2 ft. Torch Pkg w/Valve |
| WTB-9V-12-2 | 12 1/2 ft. Torch Pkg - 2pc., w/Valve |
| WTB-9V-25R | 25 ft. Torch Pkg w/Valve |
| WTB-9V-25-2 | 25 ft. Torch Pkg - 2pc., w/Valve |

150 amps - Air Cooled (1718-70 Head)

| | |
|--------------|--------------------------------------|
| WTB-17-12R | 12 1/2 ft. Torch Package |
| WTB-17-12-2 | 12 1/2 ft. Torch Pkg - 2pc. Cable |
| WTB-17-25R | 25 ft. Torch Package |
| WTB-17-25-2 | 25 ft. Torch Pkg - 2pc. Cable |
| | |
| WTB-17V-12R | 12 1/2 ft. Torch Pkg w/Valve |
| WTB-17V-12-2 | 12 1/2 ft. Torch Pkg - 2pc., w/Valve |
| WTB-17V-25R | 25 ft. Torch Pkg w/Valve |
| WTB-17V-25-2 | 25 ft. Torch Pkg - 2pc., w/Valve |

230 amps - Water Cooled (920-70 Head)

| | |
|-------------|---------------------------------|
| WTB-20-12DX | 12 1/2 ft. Deluxe Torch Package |
| WTB-20-25DX | 25 ft. Deluxe Torch Package |

250 amps - Water Cooled (1718-70 Head)

| | |
|-------------|---------------------------------|
| WTB-18-12DX | 12 1/2 ft. Deluxe Torch Package |
| WTB-18-25DX | 25 ft. Deluxe Torch Package |

Flex-Neck "F" Models

125 amps - Air Cooled (920-70 Head)

| | |
|-------------|--------------------------------------|
| WTF-9-12R | 12 1/2 ft. Torch Package |
| WTF-9-12-2 | 12 1/2 ft. Torch Pkg - 2pc. Cable |
| WTF-9-25R | 25 ft. Torch Package |
| WTF-9-25-2 | 25 ft. Torch Pkg - 2pc. Cable |
| | |
| WTF-9V-12R | 12 1/2 ft. Torch Pkg w/Valve |
| WTF-9V-12-2 | 12 1/2 ft. Torch Pkg - 2pc., w/Valve |
| WTF-9V-25R | 25 ft. Torch Pkg w/Valve |
| WTF-9V-25-2 | 25 ft. Torch Pkg - 2pc., w/Valve |

150 amps - Air Cooled (1718-70 Head)

| | |
|--------------|--------------------------------------|
| WTF-17-12R | 12 1/2 ft. Torch Package |
| WTF-17-12-2 | 12 1/2 ft. Torch Pkg - 2pc. Cable |
| WTF-17-25R | 25 ft. Torch Package |
| WTF-17-25-2 | 25 ft. Torch Pkg - 2pc. Cable |
| | |
| WTF-17V-12R | 12 1/2 ft. Torch Pkg w/Valve |
| WTF-17V-12-2 | 12 1/2 ft. Torch Pkg - 2pc., w/Valve |
| WTF-17V-25R | 25 ft. Torch Pkg w/Valve |
| WTF-17V-25-2 | 25 ft. Torch Pkg - 2pc., w/Valve |

230 amps - Water Cooled (920-70 Head)

| | |
|-------------|---------------------------------|
| WTF-20-12DX | 12 1/2 ft. Deluxe Torch Package |
| WTF-20-25DX | 25 ft. Deluxe Torch Package |

250 amps - Water Cooled (1718-70 Head)

| | |
|-------------|---------------------------------|
| WTF-18-12DX | 12 1/2 ft. Deluxe Torch Package |
| WTF-18-25DX | 25 ft. Deluxe Torch Package |

Roto-Head "R" Models

125 amps - Air Cooled (920R Head)

| | |
|-------------|--------------------------------------|
| WTR-9-12R | 12 1/2 ft. Torch Package |
| WTR-9-12-2 | 12 1/2 ft. Torch Pkg - 2pc. Cable |
| WTR-9-25R | 25 ft. Torch Package |
| WTR-9-25-2 | 25 ft. Torch Pkg - 2pc. Cable |
| | |
| WTR-9V-12R | 12 1/2 ft. Torch Pkg w/Valve |
| WTR-9V-12-2 | 12 1/2 ft. Torch Pkg - 2pc., w/Valve |
| WTR-9V-25R | 25 ft. Torch Pkg w/Valve |
| WTR-9V-25-2 | 25 ft. Torch Pkg - 2pc., w/Valve |

150 amps - Air Cooled (1718R Head)

| | |
|--------------|--------------------------------------|
| WTR-17-12R | 12 1/2 ft. Torch Package |
| WTR-17-12-2 | 12 1/2 ft. Torch Pkg - 2pc. Cable |
| WTR-17-25R | 25 ft. Torch Package |
| WTR-17-25-2 | 25 ft. Torch Pkg - 2pc. Cable |
| | |
| WTR-17V-12R | 12 1/2 ft. Torch Pkg w/Valve |
| WTR-17V-12-2 | 12 1/2 ft. Torch Pkg - 2pc., w/Valve |
| WTR-17V-25R | 25 ft. Torch Pkg w/Valve |
| WTR-17V-25-2 | 25 ft. Torch Pkg - 2pc., w/Valve |

230 amps - Water Cooled (920R Head)

| | |
|-------------|---------------------------------|
| WTR-20-12DX | 12 1/2 ft. Deluxe Torch Package |
| WTR-20-25DX | 25 ft. Deluxe Torch Package |

250 amps - Water Cooled (1718R Head)

| | |
|-------------|---------------------------------|
| WTR-18-12DX | 12 1/2 ft. Deluxe Torch Package |
| WTR-18-25DX | 25 ft. Deluxe Torch Package |

HEADS - FLEX-NECK & BALL JOINT



ROTO



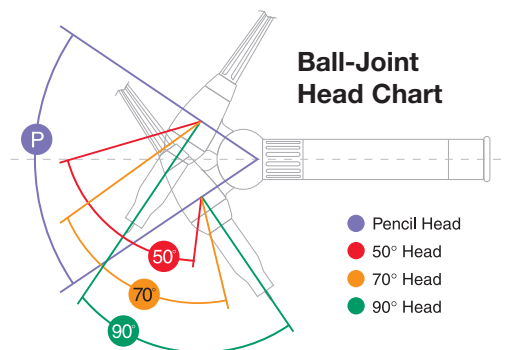
WATER COOLED DELUXE TORCH PACKAGES

The water cooled models are available in Deluxe packages that include: torch body, head(s), fluted handle, soft braided rubber hoses and power cable assembly, premium leather cable cover, 3/32" collet and collet body, tungsten electrode, #6 alumina nozzle, and back caps.

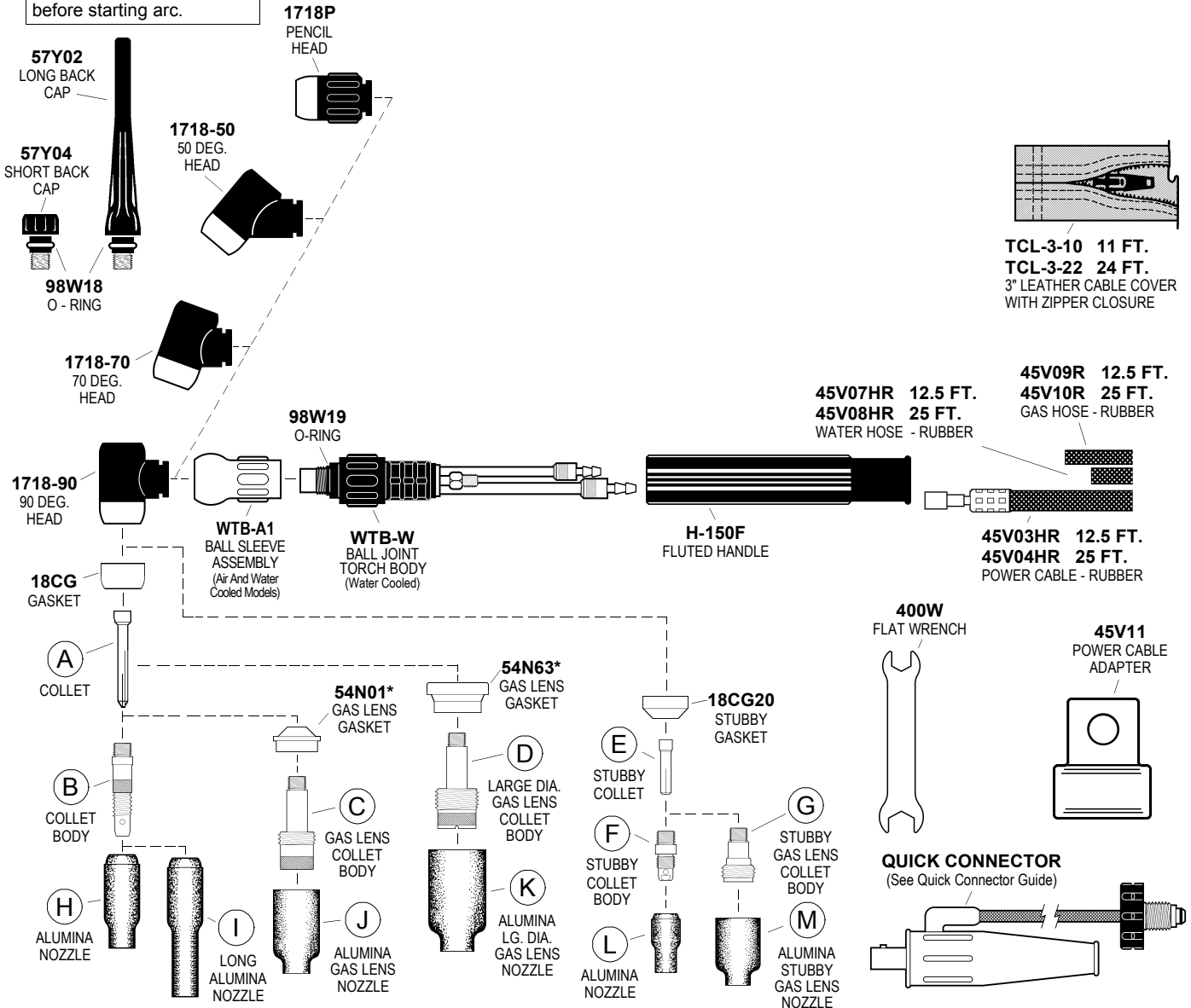
Note: Ball-Joint and Flex-Neck models include 70° and pencil heads.

SPECIFICATIONS

| | Air Cooled | Water Cooled |
|-------------------------------------|--------------------------|---------------------------|
| Maximum Amperage Capacity (AC-DCSP) | 125 or 150 AMPS | 230 AMPS |
| Tungsten Size Capacity | .020" - 1/8" (0.5-3.2mm) | .020" - 5/32" (0.5-4.0mm) |
| Maximum Tungsten Length | 7" (178mm) | 7" (178mm) |
| Cooling Requirements | - | 1 Qt./Min. (.946L/min) |
| Maximum Coolant Pressure | - | 50 psi (345 Kpa) |



CAUTION
Head must be locked firmly
before starting arc.



COPYRIGHT 2001 - 2015 TEC WELDING PRODUCTS, INC.

COLLETS • COLLET BODIES • GAS LENS

| ITEM | ELECTRODE DIAMETER | .020 0,5 | .040 1,0 | 1/16 1,6 | 3/32 2,4 | 1/8 3,2 | 5/32 4,0 |
|------|--------------------|-------------|-------------|-------------|-------------|------------|-------------|
| A | COLLET | 10N21 | 10N22 | 10N23 | 10N24 | 10N25 | 54N20 |
| B | COLLET BODY | 10N29 | 10N30 | 10N31 | 10N32 | 10N28 | 406488 |
| C | GAS LENS | 45V29 | 45V24 | 45V25 | 45V26 | 45V27 | 45V28 |
| D | LG. DIA. GAS LENS | — | — | 45V116 | 45V64 | 995795 | 45V63 |
| E | STUBBY COLLET | — | — | 10N23S | 10N24S | 10N25S | — |
| F | STUBBY COLLET BODY | — | — | 17CB20 | | | — |
| G | STUBBY GAS LENS | — | — | 45V25S | 45V26S | 45V27S | — |

GAS NOZZLES

| ITEM | NO. SIZE | 4 1/4" | 5 5/16" | 6 3/8" | 7 7/16" | 8 1/2" | 10 5/8" | 11 11/16" | 12 3/4" |
|------|---------------------------|-----------|------------|-----------|------------|-----------|------------|--------------|------------|
| H | ALUMINA | 10N50 | 10N49 | 10N48 | 10N47 | 10N46 | 10N45 | — | 10N44 |
| I | ALUMINA 3" LONG | — | 10N49L | 10N48L | 10N47L | — | — | — | — |
| J | ALUMINA GAS LENS | 54N18 | 54N17 | 54N16 | 54N15 | 54N14 | — | 54N19 | — |
| K | ALUMINA LG. DIA. GAS LENS | — | — | 57N75 | — | 57N74 | 53N88 | — | 53N87* |
| L | ALUMINA | 13N08 | 13N09 | 13N10 | 13N11 | 13N12 | 13N13 | — | — |
| M | ALUMINA STUBBY GAS LENS | — | — | — | 54N15SW | 54N14SW | 54N12SW | 54N19 | — |

* #15 53N89 15/16" ID X 1 7/8" Long

* Must be used together with 18CG gasket.

Specifications and descriptions subject to change without notice.

MANUFACTURED IN USA
TEC WELDING PRODUCTS, INC. • PO BOX 1870 • SAN MARCOS, CA 92079 • (760) 747-3700

www.tectorch.com

e-mail info@tectorch.com

www.weldtec.com

REVISION F