





WeldTec® TIG TORCHES

WATER COOLED

	Torch Model	Torch Package	Capacity Amps*	Features	Electrode Size
	WT-18	WT-18-12 WT-18-12R WT-18-25 WT-18-25R	350	Standard Model	.020" - 5/32"
	WT-18SP	WT-18SP-12 WT-18SP-12R WT-18SP-25 WT-18SP-25R	350	Pencil Model	.020" - 5/32"
	WT-18SPM	WT-18SPM-12 WT-18SPM-25	350	Machine Torch	.020" - 5/32"
	WT-18V	WT-18V-12 WT-18V-12R WT-18V-25 WT-18V-25R	350	Built-in Gas Valve	.020" - 5/32"
	WT-20	WT-20-12 WT-20-12R WT-20-25 WT-20-25R	250	Standard Model	.020" - 1/8"
	WT-20F	WT-20F-12 WT-20F-12R WT-20F-25 WT-20F-25R	225	Flex Head Model	.020" - 1/8"
	WT-20H	WT-20H-12 WT-20H-12R WT-20H-25 WT-20H-25R	300	Heavy Duty Model	.020" - 5/32"
	WT-20P	WT-20P-12 WT-20P-12R WT-20P-25 WT-20P-25R	225	Pencil Model	.020" - 1/8"
	WT-20V	WT-20V-12 WT-20V-12R WT-20V-25 WT-20V-25R	250	Built-in Gas Valve	.020" - 1/8"
	WT-22 A,B	Request Data Sheet A = 7" B = 14"	260	20 Style Machine Models	.020" - 1/8"
	WT-24W	WT-24W-12 WT-24W-12R WT-24W-25 WT-24W-25R	180	Small Head Model	.020" - 3/32"
	WT-24WF	WT-24WF-12 WT-24WF-12R WT-24WF-25 WT-24WF-25R	180	Flex Head Model	.020" - 3/32"
	WT-25	WT-25-12 WT-25-12R WT-25-25 WT-25-25R	225	Flex Neck Pencil	.020" - 1/8"
	WT-27AW	Request Data Sheet	500	9" Machine Model	.040" - 1/4"
	WT-27BW	Request Data Sheet	500	20" Machine Model	.040" - 1/4"
	WT-27CW	Request Data Sheet	500	9" Robotic Model	.040" - 1/4"
	WT-28 A,B	Request Data Sheet A = 7" B = 14"	350	18 Style Machine Models	.020" - 5/32"

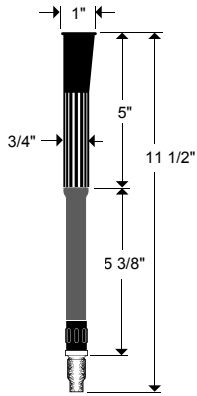
"V" indicates built-in gas valve. "F" indicates flexible head.
"R" = flexible rubber cable & hose assembly.

*AC or DCSP

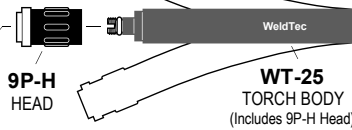
TEC WELDING PRODUCTS, Inc. • P.O. BOX 1870 • San Marcos, CA 92079 • www.weldtec.com

REPLACEMENT PARTS

WT-25
PENCIL, FLEX
225 AMPS • WATER COOLED



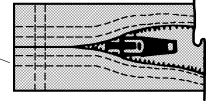
MAXIMUM ELECTRODE LENGTH
2 3/8" (60 mm)



OPTIONAL HANDLE



TC-3-10Z 11 FT.
TC-3-22Z 24 FT.
3" NYLON CABLE COVER WITH ZIPPER CLOSURE
(See Cable Covers For Options)



45V07R 12.5 FT.
45V08R 25 FT.
WATER HOSE - RUBBER

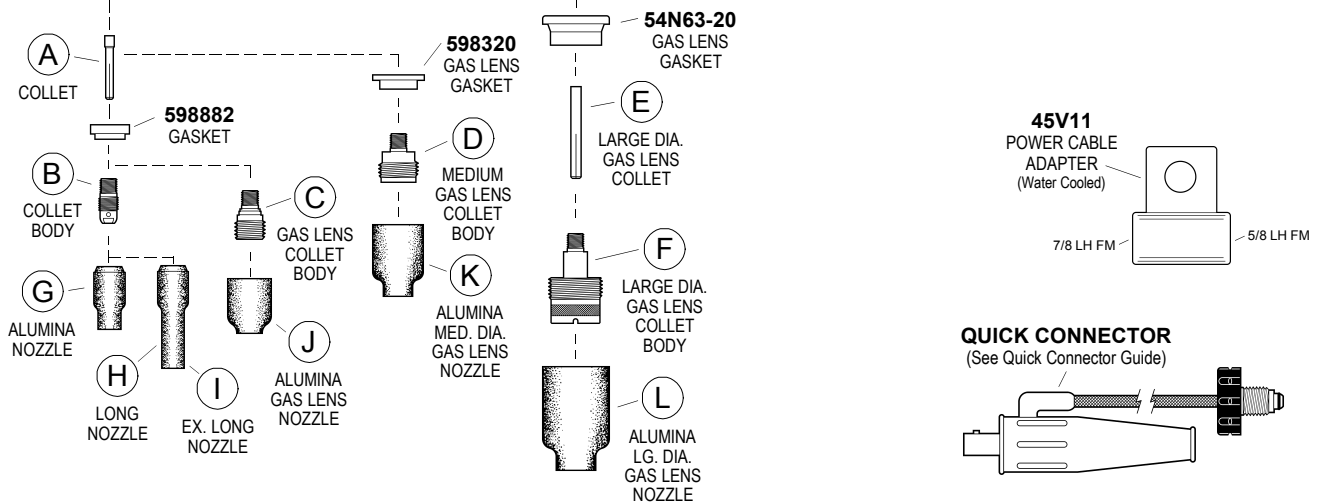
45V09R 12.5 FT.
45V10R 25 FT.
GAS HOSE - RUBBER

45V03R 12.5 FT.
45V04R 25 FT.
POWER CABLE - RUBBER

45V09 12.5 FT.
45V10 25 FT.
GAS HOSE - VINYL

45V07 12.5 FT.
45V08 25 FT.
WATER HOSE - VINYL

45V03 12.5 FT.
45V04 25 FT.
POWER CABLE - VINYL



COPYRIGHT 1994 - 2015 TEC WELDING PRODUCTS, INC.

COLLETS • COLLET BODIES • GAS LENS

ITEM	ELECTRODE DIAMETER	.020 0,5	.040 1,0	1/16 1,6	3/32 2,4	1/8 3,2
A	COLLET	13N20	13N21	13N22	13N23	13N24
B	COLLET BODY	13N25	13N26	13N27	13N28	13N29
C	GAS LENS	45V41	45V42	45V43	45V44	45V45
D	MED. DIA. GAS LENS	—	—	45V35SW	45V36SW	45V37SW
E	LG. DIA. GAS LENS COLLET	13N20L	13N21L	13N22L	13N23L	13N24L
F	LG. DIA. GAS LENS	45V0204S		45V116S	45V64S	995795S

GAS NOZZLES

ITEM	NO. SIZE	3 3/16"	4 1/4"	5 5/16"	6 3/8"	7 7/16"	8 1/2"	10 5/8"	11 11/16"	12 3/4"
G	ALUMINA	—	13N08	13N09	13N10	13N11	13N12	13N13	—	—
H	LONG 17/8"	796F70A	796F71A	796F72A	796F73A	—	—	—	—	—
I	EX. LONG 2 1/2"	796F74A	796F75A	796F76A	796F77A	—	—	—	—	—
J	ALUMINA GAS LENS	—	53N58	53N59	53N60	53N61	53N61S	—	—	—
K	ALUMINA MED. DIA. GAS LENS	—	—	—	54N16SW	54N15SW	54N14SW	54N12SW	54N19	—
L	ALUMINA LG. DIA. GAS LENS	—	—	—	57N75	—	57N74	53N88	—	53N87*

Specifications and descriptions subject to change without notice.

* #15 53N89 15/16" ID X 1 7/8" Long