



WeldTec® TIG TORCHES

WATER COOLED

	Torch Model	Torch Package	Capacity Amps*	Features	Electrode Size
	WT-18	WT-18-12 WT-18-12R WT-18-25 WT-18-25R	350	Standard Model	.020" - 5/32"
	WT-18SP	WT-18SP-12 WT-18SP-12R WT-18SP-25 WT-18SP-25R	350	Pencil Model	.020" - 5/32"
	WT-18SPM	WT-18SPM-12 WT-18SPM-25	350	Machine Torch	.020" - 5/32"
	WT-18V	WT-18V-12 WT-18V-12R WT-18V-25 WT-18V-25R	350	Built-in Gas Valve	.020" - 5/32"
	WT-20	WT-20-12 WT-20-12R WT-20-25 WT-20-25R	250	Standard Model	.020" - 1/8"
	WT-20F	WT-20F-12 WT-20F-12R WT-20F-25 WT-20F-25R	225	Flex Head Model	.020" - 1/8"
	WT-20H	WT-20H-12 WT-20H-12R WT-20H-25 WT-20H-25R	300	Heavy Duty Model	.020" - 5/32"
	WT-20P	WT-20P-12 WT-20P-12R WT-20P-25 WT-20P-25R	225	Pencil Model	.020" - 1/8"
	WT-20V	WT-20V-12 WT-20V-12R WT-20V-25 WT-20V-25R	250	Built-in Gas Valve	.020" - 1/8"
	WT-22 A,B	Request Data Sheet A = 7" B = 14"	260	20 Style Machine Models	.020" - 1/8"
	WT-24W	WT-24W-12 WT-24W-12R WT-24W-25 WT-24W-25R	180	Small Head Model	.020" - 3/32"
	WT-24WF	WT-24WF-12 WT-24WF-12R WT-24WF-25 WT-24WF-25R	180	Flex Head Model	.020" - 3/32"
	WT-25	WT-25-12 WT-25-12R WT-25-25 WT-25-25R	225	Flex Neck Pencil	.020" - 1/8"
	WT-27AW	Request Data Sheet	500	9" Machine Model	.040" - 1/4"
	WT-27BW	Request Data Sheet	500	20" Machine Model	.040" - 1/4"
	WT-27CW	Request Data Sheet	500	9" Robotic Model	.040" - 1/4"
	WT-28 A,B	Request Data Sheet A = 7" B = 14"	350	18 Style Machine Models	.020" - 5/32"

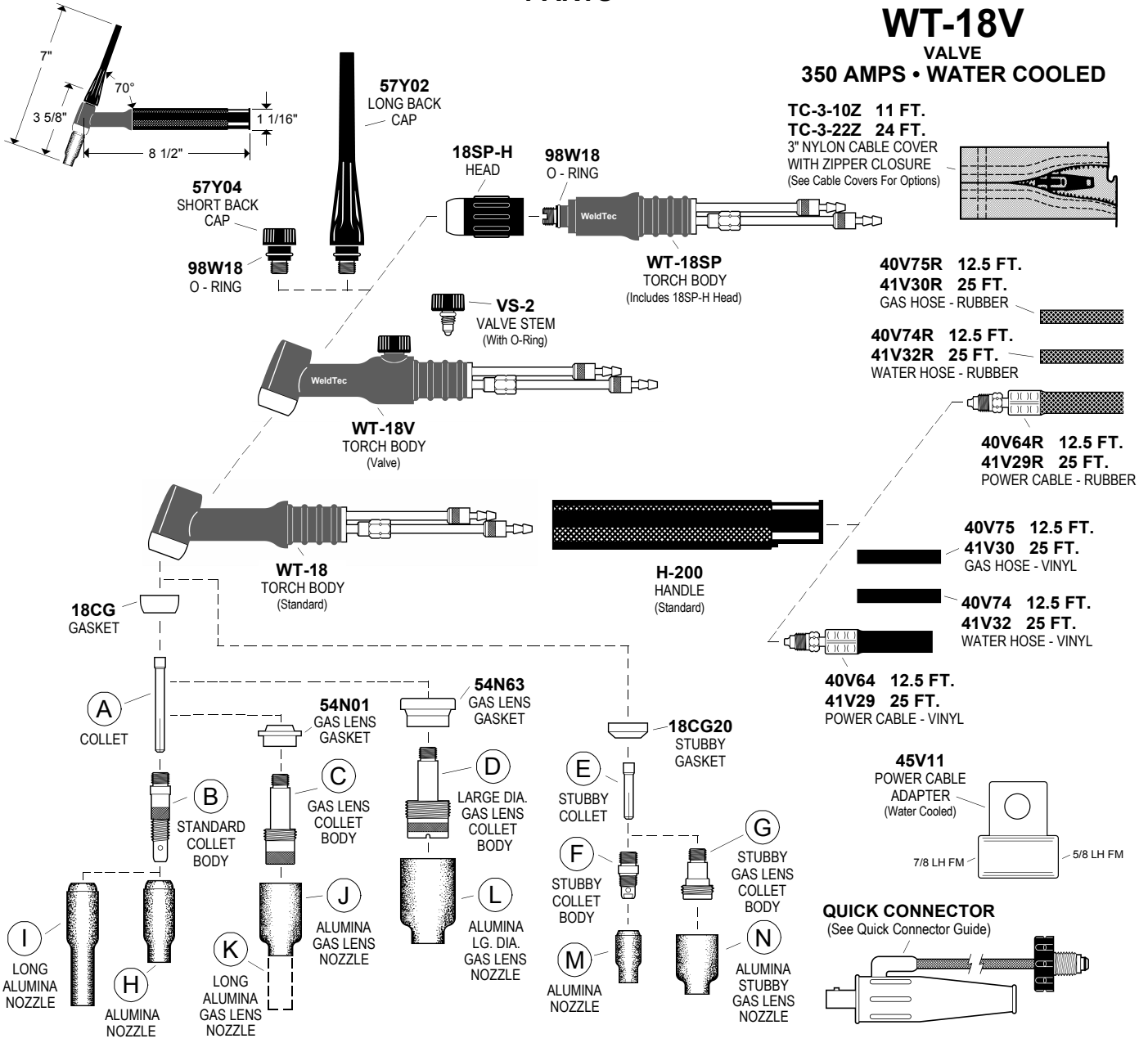
"V" indicates built-in gas valve. "F" indicates flexible head.
"R" = flexible rubber cable & hose assembly.

*AC or DCSP

TEC WELDING PRODUCTS, Inc. • P.O. BOX 1870 • San Marcos, CA 92079 • www.weldtec.com

REPLACEMENT PARTS

WT-18 • WT-18SP STANDARD PENCIL WT-18V VALVE 350 AMPS • WATER COOLED



COPYRIGHT 1994 - 2015 TEC WELDING PRODUCTS, INC.

COLLETS • COLLET BODIES • GAS LENS

ITEM	ELECTRODE DIAMETER	.020 0,5	.040 1,0	1/16 1,6	3/32 2,4	1/8 3,2	5/32 4,0	
A	COLLET	10N21	10N22	10N23	10N24	10N25	54N20	
B	COLLET BODY	10N29	10N30	10N31	10N32	10N28	406488	
C	GAS LENS	45V29	45V24	45V25	45V26	45V27	45V28	
D	LG. DIA. GAS LENS	—	—	45V116	45V64	995795	45V63	
E	STUBBY COLLET	—	—	10N23S	10N24S	10N25S	—	
F	STUBBY COLLET BODY	17CB20					—	—
G	STUBBY GAS LENS	—	—	45V25S	45V26S	45V27S	—	

GAS NOZZLES

ITEM	NO. SIZE	4 1/4"	5 5/16"	6 3/8"	7 7/16"	8 1/2"	10 5/8"	11 11/16"	12 3/4"
H	ALUMINA	10N50	10N49	10N48	10N47	10N46	10N45	—	10N44
I	ALUMINA 3" LONG	—	10N49L	10N48L	10N47L	—	—	—	—
J	ALUMINA GAS LENS	54N18	54N17	54N16	54N15	54N14	—	54N19	—
K	ALUMINA GAS LENS 3" LONG	—	54N17L	54N16L	54N15L	54N14L	—	—	—
L	ALUMINA LG. DIA. GAS LENS	—	—	57N75	—	57N74	53N88	—	53N87*
M	ALUMINA	13N08	13N09	13N10	13N11	13N12	13N13	—	—
N	ALUMINA STUBBY GAS LENS	—	—	—	54N15SW	54N14SW	54N12SW	54N19	—

Specifications and descriptions subject to change without notice.

* #15 53N89 15/16" ID X 1 7/8" Long

MANUFACTURED IN USA

TEC WELDING PRODUCTS, INC. • PO BOX 1870 • SAN MARCOS, CA 92079 • (760) 747-3700

www.tectorch.com

e-mail info@tectorch.com

www.weldtec.com

REVISION F