



DELIVERING THE ULTIMATE IN TIG WELDING PERFORMANCE

ENGINEERED AND BUILT IN THE USA BY CK WORLDWIDE:
THE STANDARD IN TIG WELDING

CK Worldwide Premium TIG Torch

Available Options:

- Flex-Loc™
- Trim-Line™
- CK230



**Exclusive Gas Saver™
Accessory Kit Included**

Textured Torch Handle

Designed for
maximum dexterity

Removable Steady-Grip™ Ergonomic Handle

Adjustable "pistol-grip" for
extreme control and stability

Leather Hose Cover

Protects hoses from dirt, grime, and
other cable-fouling issues

Ball Strain Relief

Articulating strain relief for tight angles
and to prevent cable pinching



Super-Flex™ Cables

The ORIGINAL and most flexible nylon
over-braided cables on the market

Water and Gas Hose Quick Disconnects

Quickly adjust your torch setup, or switch
machines with these water and gas quick disconnects

MADE IN THE U.S.A.



www.CKWORLDWIDE.com

USTL210

GAS COOLED

200 amp ACHF or
DCSP @ 100%

3 Series Head Accessories

USTL210 | TRIM-LINE™

HEAD STYLE	CABLE	CABLE LENGTH	SUPER-FLEX #	SPECIFICATIONS
RIGID	SUPER-FLEX	12.5 ft. (3.8m)	USTL2112SF	9-3/8" (23.8cm) 5-1/4 oz (150gm)
		25 ft. (7.6m)	USTL2125SF	
FLEX	SUPER-FLEX	12.5 ft. (3.8m)	USTL2112SF FX	
		25 ft. (7.6m)	USTL2125SF FX	

PARTS CONSUMABLES 71-72 / TORCH 79 / CABLES 52 / ADAPTER/DINSE 45-47 & 50


Note: Measured from heatshield to back of handle, does not include cable or consumable/ accessory weight.



KIT INCLUDES:


- Textured torch handle
- Steady-Grip™ ergonomic handle
- Ball strain relief
- Super-Flex™ cable
- Leather hose cover
- ULT-3 accessory kit complete with Gas Saver™ parts

UltraTIG Series torch packages include one of the following kits, depending on the torch ordered:



3 SERIES (10N) TORCH MODELS 17, 18, 26

THREAD PATTERN: 3/8" x 32

CUP	COLLET BODY	COLLET	HEATSHIELD	TORCH	BACKCAP
ALUMINA 3A4 (10N50) 3A5 (10N49) 3A6 (10N48) 3A7 (10N47)	STANDARD 3CB20 (10N29) 3CB40 (10N30) 3CB116 (10N31) 3CB332 (10N32) 3CB418 (10N28) 3CB532 (406488)	STANDARD 3C20 (10N21) 3C40 (10N22) 3C116 (10N23) 3C332 (10N24) 3C418 (10N25) 3C532 (54N20)	STANDARD 300HS	 <p>TORCHES USED ON:</p> <p>CK150 CKC150 CK210 CK300 CK510 TL210 TL300 TL18 TL26 FL3L CK17 CK18 CK26 CKM350 CWH1300* CWH350* CWM350*</p> <p>*Contact CK Worldwide for heatshield.</p>	LONG 300L (57Y02)
ALUMINA - LONG 3A5L (10N49L) 3A6L (10N48L)	STANDARD 3CB20 (10N29) 3CB40 (10N30) 3CB116 (10N31) 3CB332 (10N32) 3CB418 (10N28) 3CB532 (406488)	STANDARD 3C20 (10N21) 3C40 (10N22) 3C116 (10N23) 3C332 (10N24) 3C418 (10N25) 3C532 (54N20)	STANDARD 300HS		MEDIUM 300M (34015)
CERAMIC 3C4 (105Z43) 3C5 (105Z42) 3C6 (105Z44) 3C7 (105Z45)	STANDARD 3CB20 (10N29) 3CB40 (10N30) 3CB116 (10N31) 3CB332 (10N32) 3CB418 (10N28) 3CB532 (406488)	STANDARD 3C20 (10N21) 3C40 (10N22) 3C116 (10N23) 3C332 (10N24) 3C418 (10N25) 3C532 (54N20)	STANDARD 300HS		SHORT 300S (57Y04)
CERAMIC - LONG 3C4L (12N03) 3C5L (105Z60)	STANDARD 3CB20 (10N29) 3CB40 (10N30) 3CB116 (10N31) 3CB332 (10N32) 3CB418 (10N28) 3CB532 (406488)	STANDARD 3C20 (10N21) 3C40 (10N22) 3C116 (10N23) 3C332 (10N24) 3C418 (10N25) 3C532 (54N20)	STANDARD 300HS		SHORT 300S (57Y04)
ALUMINA - GAS LENS 3AG4 (54N18) 3AG5 (54N17) 3AG6 (54N16)	GAS LENS 3GL20 (45V29) 3GL40 (45V24) 3GL116 (45V25) 3GL332 (45V26) 3GL418 (45V27) 3GL532 (45V28)	STANDARD SEE ABOVE	GAS LENS 3GHS		
ALUMINA LONG - GAS LENS OVERALL LENGTH 3" (7.6cm) 3AG5L (54N17L) 3AG6L (54N16L) 3AG7L (54N15L) 3AG8L (54N14L)	GAS LENS 3GL20 (45V29) 3GL40 (45V24) 3GL116 (45V25) 3GL332 (45V26) 3GL418 (45V27) 3GL532 (45V28)	STANDARD SEE ABOVE	GAS LENS 3GHS		
CERAMIC - GAS LENS 3CG4 (54N35) 3CG5 (54N34) 3CG6 (54N33) 3CG7 (54N32) 3CG8 (54N31)	GAS LENS 3GL20 (45V29) 3GL40 (45V24) 3GL116 (45V25) 3GL332 (45V26) 3GL418 (45V27) 3GL532 (45V28)	STANDARD SEE ABOVE	GAS LENS 3GHS		
ALUMINA - LARGE DIAMETER 3AG6LD (57N75) 3AG8LD (57N74) 3AG10LD (53N88) 3AG11LD (53N89) 3AG12LD (53N87)	LARGE DIAMETER 3GL116LD (45V116) 3GL332LD (45V64) 3GL418LD (995795) 3GL532LD (45V63)	STANDARD SEE ABOVE	LARGE DIAMETER 3GHS LD		
ALUMINA LONG - LARGE DIAMETER OVERALL LENGTH 2.75" (6.9cm) 3AG6LDL (57N75L) 3AG8LDL (57N74L) 3AG10LDL (53N88L) 3AG12LDL (53N87L)	LARGE DIAMETER 3GL116LD (45V116) 3GL332LD (45V64) 3GL418LD (995795) 3GL532LD (45V63)	STANDARD SEE ABOVE	LARGE DIAMETER 3GHS LD		
ALUMINA EXTRA LONG - LARGE DIAMETER OVERALL LENGTH 3.25" (8.3cm) 3AG6LDXL (57N75XL) 3AG8LDXL (57N74XL) 3AG10LDXL (53N88XL) 3AG12LDXL (53N87XL)	LARGE DIAMETER 3GL116LD (45V116) 3GL332LD (45V64) 3GL418LD (995795) 3GL532LD (45V63)	STANDARD SEE ABOVE	LARGE DIAMETER 3GHS LD		

TUNGSTEN ELECTRODE CONVERSION CHART



SIZE SUFFIX	INCHES	MILLIMETERS
20	.020"	.5mm
40	.040"	1.0mm
116	1/16"	1.6mm
332	3/32"	2.4mm
418	1/8"	3.2mm
532	5/32"	4.0mm
316	3/16"	4.8mm
14	1/4"	6.4mm

3C332 Size Suffix



3 SERIES CONSUMABLES

ACCESSORIES & PARTS

3 SERIES GAS SAVER TORCH MODELS 17, 18, 26 THREAD PATTERN: 3/8" x 32

CUP	ADAPTER	COLLET BODY	COLLET	HEATSHIELD	TORCH	BACKCAP
ALUMINA 3A4GS 3A5GS 3A6GS 3A7GS 3A8GS CLEAR 3P8GS	WITH SCREEN TAS040GS TAS116GS TAS332GS TAS418GS TAS532GS WITHOUT SCREEN TA040GS TA116GS TA332GS TA418GS TA532GS	STANDARD 3CBGS SHORT 4CBGS	WEDGE 3C040GS 3C116GS 3C332GS 3C418GS 3C532GS SHORT WEDGE 4C040GS 4C116GS 4C332GS 4C418GS 4C532GS	STANDARD 3HSGS SHORT 3HSGS LARGE DIAMETER 4HSGSLD	 <p>TORCHES USED ON: CK150 CKC150 CK210 CK300 CK510 TL210 TL300 TL18 TL26 FL3L CK17 CK18 CK26 MT100* MT400* MT500 CKM350 *Contact CK Worldwide for heatshield.</p>	 <p>LONG 300L (57Y02) MEDIUM 300M (34015) SHORT 300S (57Y04)</p>
ALUMINA 2A4GS 2A5GS 2A6GS CLEAR 2P8GS	WITH SCREEN SEE ABOVE WITHOUT SCREEN SEE ABOVE					
ALUMINA - GAS LENS 2A12GSLD ALUMINA 4A18GSLD CLEAR 4P18GSLD	LARGE DIAMETER WITH SCREEN TAS040GSLD TAS116GSLD TAS332GSLD TAS418GSLD TAS532GSLD	LARGE DIAMETER 4CBGSLD	SHORT WEDGE 4C040GS 4C116GS 4C332GS 4C418GS 4C532GS			

4 SERIES STUBBY TORCH MODELS 17, 18, 26 THREAD PATTERN: 3/8" x 32

CUP	COLLET BODY	COLLET	HEATSHIELD	TORCH	BACKCAP
ALUMINA 2A4 (13N08) 2A5 (13N09) 2A6 (13N10) CERAMIC 2C4 (13N14) 2C5 (13N15) 2C6 (13N16) CERAMIC - LONG 2C3L (796F70) 2C4L (796F71) ALUMINA - GAS LENS 2AG4 (53N58) 2AG5 (53N59) 2AG6 (53N60) 2AG7 (53N61) ALUMINA LONG - GAS LENS 2AG5L (53N59L) 2AG6L (53N60L) 2AG7L (53N61L)	SHORT 4CB20 4CB40 4CB116 4CB332 4CB418 4CB532 SHORT - GAS LENS 4GL20 4GL40 4GL116 4GL332 4GL418 4GL532	SHORT 4C20 (10N21S) 4C40 (10N22S) 4C116 (10N23S) 4C332 (10N24S) 4C418 (10N25S) 4C532 SHORT WEDGE 4C040GS 4C116GS 4C332GS 4C418GS 4C532GS REVERSE SEE PAGE 71 SHORT SEE ABOVE SHORT WEDGE SEE ABOVE REVERSE SEE PAGE 71	STANDARD 300HS SHORT - GAS LENS 4GHS	 <p>TORCHES USED ON: CK150 CKC150 CK210 CK300 CK510 TL210 TL300 TL18 TL26 FL3L CK17 CK18 CK26 CKM350 CWHTL300* CWH350* CWM350* *Contact CK Worldwide for heatshield.</p>	 <p>LONG 300L (57Y02) MEDIUM 300M (34015) SHORT 300S (57Y04)</p>

FLEX-LOC™ TORCH REPLACEMENT PARTS

FLEX-LOCK HEAD OPTIONS

FL2L
TORCH HEAD
Comes complete with 2GHS heatshield and 01-0009 screw with O-Ring

TORCHES USED ON:
FL130
FL130V
FL230



2GHS
Heatshield



01-0009
(Includes O-Ring)

FL3L
TORCH HEAD
Comes complete with 300HS heatshield and 01-0009 screw with O-Ring

TORCHES USED ON:
FL150
FL150V
FL250



300HS
Heatshield



01-0009
(Includes O-Ring)

TORCH BODY GAS COOLED

FLTBA
COMPLETE BODY

FLGB Torch Body



01-0002
(2 required) O-Rings


HS Torch Handle



TORCH BODY GAS COOLED + VALVE

FLTBAV
COMPLETE BODY

FLGBV Valved Torch Body



01-0012
O-Ring

01-0002
(2 required) O-Rings

FLHV

01-0013
O-Ring included

FLHV2 Torch Handle



TORCH BODY WATER COOLED

FLTBAW
COMPLETE BODY

FLWB Torch Body (includes O-Rings)



01-0002
(2 required) O-Rings

HS Torch Handle



FLEX-LOC 2 SERIES MODELS FL130 & FL230

FL130 & FL130V | GAS COOLED | 130 AMP

DESCRIPTION	ORDER #	DETAILS
2 Series Flex-Loc Head	FL2L	Complete with 2GHS & 01-0009 screw
Heatshield for FL2L	2GHS	
Screw with O-Ring	01-0009	Includes 300R O-ring
Torch Body	FLGB	Includes two O-rings (01-0002)
Valved Torch Body	FLGBV	
Torch Handle	HS	For non-valved torch
Valved Torch Handle	FLHV2	For valved torch
Complete Body	FLTBA	Includes body, handle, and O-rings
Complete Valve Body	FLTBAV	Includes body, valve, handle, & O-rings

FL230 | WATER COOLED | 230 AMP

DESCRIPTION	ORDER #	DETAILS
2 Series Flex-Loc Head	FL2L	Complete with 2GHS & 01-0009 screw
Heatshield for FL2L	2GHS	
Screw with O-Ring	01-0009	Includes 300R O-ring
Torch Body	FLWB	Includes two O-rings (01-0002)
Torch Handle	HS	
Complete Body	FLTBAW	Includes body, handle, and O-rings

FLEX-LOC 3 SERIES MODELS FL150 & FL250

FL150 & FL150V | GAS COOLED | 150 AMP

DESCRIPTION	ORDER #	DETAILS
3 Series Flex-Loc Head	FL3L	Complete with 300HS & 01-0009 screw
Heatshield for FL3L	300HS	
Screw with O-Ring	01-0009	Includes 300R O-ring
Torch Body	FLGB	Includes two O-rings (01-0002)
Valved Torch Body	FLGBV	
Torch Handle	HS	For non-valved torch
Valved Torch Handle	FLHV2	For valved torch
Complete Body	FLTBA	Includes body, handle, and O-rings
Complete Valve Body	FLTBAV	Includes body, valve, handle, & O-rings

FL250 | WATER COOLED | 250 AMP

DESCRIPTION	ORDER #	DETAILS
3 Series Flex-Loc Head	FL3L	Complete with 300HS & 01-0009 screw
Heatshield for FL3L	300HS	
Screw with O-Ring	01-0009	Includes 300R O-ring
Torch Body	FLWB	Includes two O-rings (01-0002)
Torch Handle	HS	
Complete Body	FLTBAW	Includes body, handle, and O-rings

CKCI50 GAS COOLED

1 PIECE STANDARD POWER CABLE



1 PIECE SUPER-FLEX POWER CABLE



2 PIECE STANDARD POWER CABLE



2 PIECE SUPER-FLEX POWER CABLE



LENGTH	STANDARD	SUPER-FLEX
	1 PIECE CABLE	1 PIECE CABLE
12-1/2 ft. (3.8m)	1512PCCM	1512PCCMSF
25 ft. (7.6m)	1525PCCM	1525PCCMSF
LENGTH	2 PIECE CABLES	2 PIECE CABLES
	1512PCNM	1512PCNSFM
12-1/2 ft. (3.8m)	1512PCNM	1512PCNSFM
25 ft. (7.6m)	1525PCNM	1525PCNSFM
LENGTH	WELD LEAD	
	1512CNM	
12-1/2 ft. (3.8m)	1512CNM	
25 ft. (7.6m)	1525CNM	
LENGTH	ARGON HOSE	ARGON HOSE
	212AH	212AHSF
12-1/2 ft. (3.8m)	212AH	212AHSF
25 ft. (7.6m)	225AH	225AHSF

FLI30, FLI50 GAS COOLED

1 PIECE STANDARD POWER CABLE



1 PIECE SUPER-FLEX POWER CABLE



LENGTH	STANDARD	SUPER-FLEX
	1 PIECE CABLE	1 PIECE CABLE
12-1/2 ft. (3.8m)	1512PCHFM	1512PCSFM
25 ft. (7.6m)	1525PCHFM	1525PCSFM