



# DELIVERING THE ULTIMATE IN TIG WELDING PERFORMANCE

ENGINEERED AND BUILT IN THE USA BY CK WORLDWIDE:  
**THE STANDARD IN TIG WELDING**

## CK Worldwide Premium TIG Torch

Available Options:

- Flex-Loc™
- Trim-Line™
- CK230

Flex-Loc™



TrimLine™



## Removable Steady-Grip™ Ergonomic Handle

Adjustable "pistol-grip" for  
extreme control and stability

## Textured Torch Handle

Designed for  
maximum dexterity

## Leather Hose Cover

Protects hoses from dirt, grime, and  
other cable-fouling issues

## Ball Strain Relief

Articulating strain relief for tight angles  
and to prevent cable pinching

## Super-Flex™ Cables

The ORIGINAL and most flexible nylon  
over-braided cables on the market

## Water and Gas Hose Quick Disconnects

Quickly adjust your torch setup, or switch  
machines with these water and gas quick disconnects

# MADE IN THE U.S.A.

Exclusive Gas Saver™  
Accessory Kit Included



[www.CKWORLDWIDE.com](http://www.CKWORLDWIDE.com)



AMP  
230

WATER COOLED

AMP  
250

# USFL230

WATER COOLED  
230 amp ACHF or DCSP @ 100%  
2 Series Head Accessories

## USFL230 | FLEX-LOC™

HEAD STYLE	CABLE	CABLE LENGTH	SUPER-FLEX #	SPECIFICATIONS
FLEX-LOC FL230 FL2L	SUPER -FLEX	12.5 ft. (3.8m)	<b>USFL2312SF</b>	8-5/8" (21.9cm) 4-3/4 oz (135gm)
		25 ft. (7.6m)	<b>USFL2325SF</b>	18" longer argon & water lines

PARTS CONSUMABLES 70 / TORCH 78 / CABLES 55 / ADAPTER/DINSE 45-47 & 50

*Note: Measured from heatshield to back of handle, does not include cable or consumable/ accessory weight.*



360° HEAD  
ROTATION



### KIT INCLUDES:

- Textured torch handle
- Steady-Grip™ ergonomic handle
- Ball strain relief
- Super-Flex™ cables
- Leather hose cover
- Gas and water hose quick disconnects
- ULT-FL accessory kit complete with Gas Saver™ parts



360° HEAD  
ROTATION



# USFL250

WATER COOLED  
250 amp ACHF  
or DCSP @ 100%  
3 Series Head Accessories

## USFL250 | FLEX-LOC™

HEAD STYLE	CABLE	CABLE LENGTH	SUPER-FLEX #	SPECIFICATIONS
FLEX-LOC FL250 FL3L	SUPER -FLEX	12.5 ft. (3.8m)	<b>USFL2512SF</b>	9-1/8" (23.2cm) 5-2/3 oz (160gm)
		25 ft. (7.6m)	<b>USFL2525SF</b>	18" longer argon & water lines

PARTS CONSUMABLES 71-72 / TORCH 78 / CABLES 55 / ADAPTER/DINSE 45-47 & 50

*Note: Measured from heatshield to back of handle, does not include cable or consumable/ accessory weight.*


### KIT INCLUDES:

- Textured torch handle
- Steady-Grip™ ergonomic handle
- Ball strain relief
- Super-Flex™ cables
- Leather hose cover
- Gas and water hose quick disconnects
- ULT-FL accessory kit complete with Gas Saver™ parts

**MADE IN THE U.S.A.**

# 2 SERIES (13N) TORCH MODELS 9, 20

THREAD PATTERN: 5/16" x 24

CUP	COLLET BODY	COLLET	HEATSHIELD	TORCH	BACKCAP
<b>ALUMINA</b> 2A4 (13N08)   2A7 (13N11) 2A5 (13N09)   2A8 (13N12) 2A6 (13N10)   2A10 (13N13)	<b>STANDARD</b> 2CB20 (13N25) 2CB40 (13N26) 2CB116 (13N27) 2CB332 (13N28) 2CB418 (13N29)	<b>STANDARD</b> 2C20 (13N20) 2C40 (13N21) 2C116 (13N22) 2C332 (13N23) 2C418 (13N24)	<b>STANDARD</b> 2GHS	 <p>TORCHES USED ON:                      CK100                      CK110                      CK130                      CK200                      CK230                      FL2L                      CKM230                      CWH230                      CWM230                      CK9                      CK20                      CK25</p>	<p>LONG 200L (41V24)</p> <p>MEDIUM 200M (41V35)</p> <p>SHORT 200S (41V33)</p>
<b>CERAMIC</b> 2C4 (13N14)   2C7 (13N17) 2C5 (13N15)   2C8 (13N18) 2C6 (13N16)   2C10 (13N19)	<b>WEDGE</b> 2C040GS   2C332GS 2C116GS   2C418GS	<b>REVERSE</b> 6C20   6C332 6C40   6C418 6C116			
<b>ALUMINA - LONG</b> 2A3L (A796F70)   2A5L (A796F72) 2A4L (A796F71)   2A6L (A796F73)					
<b>CERAMIC - LONG</b> 2C3L (796F70)   2C5L (796F72) 2C4L (796F71)   2C6L (796F73)					
<b>ALUMINA - GAS LENS</b> 2AG4 (53N58)   2AG7 (53N61) 2AG5 (53N59)   2AG8 (53N61S) 2AG6 (53N60)   2AG10	<b>GAS LENS</b> 2GL20 (45V41) 2GL40 (45V42) 2GL116 (45V43) 2GL332 (45V44) 2GL418 (45V45)	<b>STANDARD</b> SEE ABOVE  <b>WEDGE</b> SEE ABOVE  <b>REVERSE</b> SEE ABOVE	<b>STANDARD</b> SEE ABOVE		
<b>ALUMINA LONG - GAS LENS</b> 2AG5L (53N59L)   2AG7L (53N61L) 2AG6L (53N60L)					
<b>ALUMINA - LARGE DIAMETER</b> 3AG6LD (57N75)   3AG11LD(53N89) 3AG8LD (57N74)   3AG12LD(53N87) 3AG10LD (53N88)	<b>LARGE DIAMETER</b> 2GL0204LD (45V0204S) 2GL116LD (45V116S) 2GL332LD (45V64S) 2GL418LD (995795S)	<b>LARGE DIAMETER</b> 2C020LD (13N20L) 2C040LD (13N21L) 2C116LD (13N22L) 2C332LD (13N23L) 2C418LD (13N24L)	<b>LARGE DIAMETER</b> 2GHSLD		
<b>ALUMINA</b> 8A4 (A53N24)   8A6 (A53N27) 8A5 (A53N25)	<b>SHORT</b> 6CB20 6CB40 6CB116 6CB332 6CB418	<b>REVERSE</b> SEE ABOVE	<b>STANDARD</b> SEE ABOVE		
<b>CERAMIC</b> 8C4 (53N24)   8C6 (53N27) 8C5 (53N25)					
<b>CERAMIC - LONG</b> 8C4L (53N28)   8C6L (53N26)					

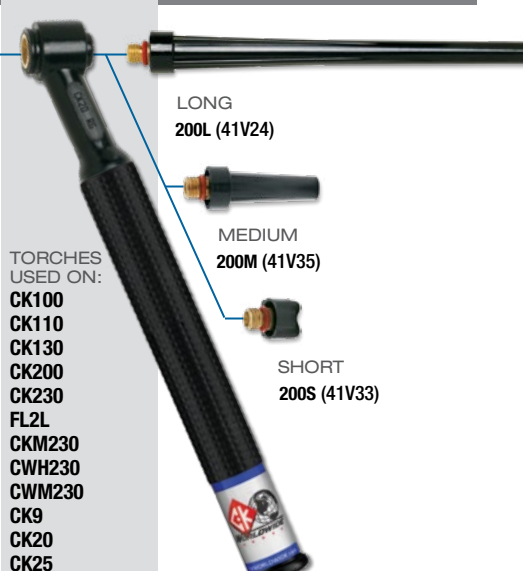
### TUNGSTEN ELECTRODE CONVERSION CHART

SIZE SUFFIX	INCHES	MILLIMETERS
20	.020"	.5mm
40	.040"	1.0mm
116	1/16"	1.6mm
332	3/32"	2.4mm
418	1/8"	3.2mm
532	5/32"	4.0mm
316	3/16"	4.8mm
14	1/4"	6.4mm




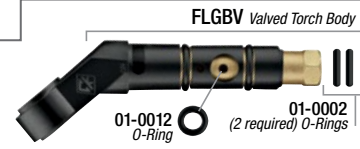

2C332 Size Suffix

# 2 SERIES GAS SAVER TORCH MODELS 9, 20

THREAD PATTERN: 5/16" x 24

CUP	ADAPTER	COLLET BODY	COLLET	HEATSHIELD	TORCH	BACKCAP
<b>ALUMINA</b> 2A4GS   2A7GS 2A5GS   2A8GS 2A6GS	<b>WITH SCREEN</b> TAS040GS TAS116GS TAS332GS TAS418GS  <b>WITHOUT SCREEN</b> TA040GS   TA418GS TA116GS TA332GS	<b>STANDARD</b> 2CBGS-1	<b>WEDGE</b> 2C040GS 2C116GS 2C332GS 2C418GS	<b>STANDARD</b> 2HSGS-1	 <p>TORCHES USED ON:                      CK100                      CK110                      CK130                      CK200                      CK230                      FL2L                      CKM230                      CWH230                      CWM230                      CK9                      CK20                      CK25</p>	<p>LONG 200L (41V24)</p> <p>MEDIUM 200M (41V35)</p> <p>SHORT 200S (41V33)</p>
<b>CLEAR</b> 2P8GS						
<b>ALUMINA</b> 2A18GSLD	<b>LARGE DIAMETER WITH SCREEN</b> TAS040GSLD TAS116GSLD TAS332GSLD TAS418GSLD	<b>LARGE DIAMETER</b> 2CBGSLD	<b>WEDGE</b> SEE ABOVE	<b>LARGE DIAMETER</b> 2HSGSLD		
<b>CLEAR</b> 2P18GSLD						

# FLEX-LOC™ TORCH REPLACEMENT PARTS

FLEX-LOCK HEAD OPTIONS	<b>FL2L</b> TORCH HEAD <i>Comes complete with 2GHS heatshield and 01-0009 screw with O-Ring</i>		<b>FL3L</b> TORCH HEAD <i>Comes complete with 300HS heatshield and 01-0009 screw with O-Ring</i>	
	TORCHES USED ON: <b>FL130</b> <b>FL130V</b> <b>FL230</b>	2GHS Heatshield 300R O-Ring 01-0009 (Includes O-Ring)	TORCHES USED ON: <b>FL150</b> <b>FL150V</b> <b>FL250</b>	300HS Heatshield 300R O-Ring 01-0009 (Includes O-Ring)
TORCH BODY GAS COOLED	<b>FLTBA</b> COMPLETE BODY		<b>FLGB</b> Torch Body 01-0002 (2 required) O-Rings	<b>HS</b> Torch Handle
	<b>FLTBAV</b> COMPLETE BODY + VALVE		<b>FLGBV</b> Valved Torch Body 01-0012 O-Ring 01-0002 (2 required) O-Rings	<b>FLHV</b> 01-0013 O-Ring included <b>FLHV2</b> Torch Handle
TORCH BODY WATER COOLED	<b>FLTBAW</b> COMPLETE BODY		<b>FLWB</b> Torch Body (includes O-Rings) 01-0002 (2 required) O-Rings	<b>HS</b> Torch Handle

## FLEX-LOC 2 SERIES MODELS FL130 & FL230

**FL130 & FL130V | GAS COOLED | 130 AMP**

DESCRIPTION	ORDER #	DETAILS
2 Series Flex-Loc Head	<b>FL2L</b>	Complete with 2GHS & 01-0009 screw
Heatshield for FL2L	<b>2GHS</b>	
Screw with O-Ring	<b>01-0009</b>	Includes 300R O-ring
Torch Body	<b>FLGB</b>	Includes two O-rings (01-0002)
Valved Torch Body	<b>FLGBV</b>	
Torch Handle	<b>HS</b>	For non-valved torch
Valved Torch Handle	<b>FLHV2</b>	For valved torch
Complete Body	<b>FLTBA</b>	Includes body, handle, and O-rings
Complete Valve Body	<b>FLTBAV</b>	Includes body, valve, handle, & O-rings

**FL230 | WATER COOLED | 230 AMP**

DESCRIPTION	ORDER #	DETAILS
2 Series Flex-Loc Head	<b>FL2L</b>	Complete with 2GHS & 01-0009 screw
Heatshield for FL2L	<b>2GHS</b>	
Screw with O-Ring	<b>01-0009</b>	Includes 300R O-ring
Torch Body	<b>FLWB</b>	Includes two O-rings (01-0002)
Torch Handle	<b>HS</b>	
Complete Body	<b>FLTBAW</b>	Includes body, handle, and O-rings

## FLEX-LOC 3 SERIES MODELS FL150 & FL250


**FL150 & FL150V | GAS COOLED | 150 AMP**

DESCRIPTION	ORDER #	DETAILS
3 Series Flex-Loc Head	<b>FL3L</b>	Complete with 300HS & 01-0009 screw
Heatshield for FL3L	<b>300HS</b>	
Screw with O-Ring	<b>01-0009</b>	Includes 300R O-ring
Torch Body	<b>FLGB</b>	Includes two O-rings (01-0002)
Valved Torch Body	<b>FLGBV</b>	
Torch Handle	<b>HS</b>	For non-valved torch
Valved Torch Handle	<b>FLHV2</b>	For valved torch
Complete Body	<b>FLTBA</b>	Includes body, handle, and O-rings
Complete Valve Body	<b>FLTBAV</b>	Includes body, valve, handle, & O-rings

**FL250 | WATER COOLED | 250 AMP**

DESCRIPTION	ORDER #	DETAILS
3 Series Flex-Loc Head	<b>FL3L</b>	Complete with 300HS & 01-0009 screw
Heatshield for FL3L	<b>300HS</b>	
Screw with O-Ring	<b>01-0009</b>	Includes 300R O-ring
Torch Body	<b>FLWB</b>	Includes two O-rings (01-0002)
Torch Handle	<b>HS</b>	
Complete Body	<b>FLTBAW</b>	Includes body, handle, and O-rings

# CK20, CK24W, CK25, CKI80, CK200, CKT200, CKM200, MRI40 WATER COOLED




LENGTH	STANDARD	SUPER-FLEX
	POWER CABLE	POWER CABLE
12-1/2 ft. (3.8m)	<b>212PC</b> (45V03)	<b>212PCSF</b> (45V03SF)
25 ft. (7.6m)	<b>225PC</b> (45V04)	<b>225PCSF</b> (45V04SF)

LENGTH	TRI-FLEX CABLES	3-PIECE ASSEMBLY
	12-1/2 ft. (3.8m)	<b>212TF</b>
25 ft. (7.6m)	<b>225TF</b>	<b>225SF</b>

LENGTH	WATER HOSE	WATER HOSE
	12-1/2 ft. (3.8m)	<b>212WH</b> (45V07)
25 ft. (7.6m)	<b>225WH</b> (45V08)	<b>225WHSF</b> (45V08SF)

LENGTH	ARGON HOSE	ARGON HOSE
	12-1/2 ft. (3.8m)	<b>212AH</b> (45V09)
25 ft. (7.6m)	<b>225AH</b> (45V10)	<b>225AHSF</b> (45V10SF)

## FL230, FL250 WATER COOLED



LENGTH	STANDARD	SUPER-FLEX
	TRI-FLEX CABLES	3-PIECE ASSEMBLY
12-1/2 ft. (3.8m)	<b>212TF</b>	<b>212SF</b>
25 ft. (7.6m)	<b>225TF</b>	<b>225SF</b>

LENGTH	POWER CABLE	POWER CABLE
	12-1/2 ft. (3.8m)	<b>212PC</b>
25 ft. (7.6m)	<b>225PC</b>	<b>225PCSF</b>

LENGTH	WATER HOSE	WATER HOSE
	12-1/2 ft. (3.8m)	<b>212WH</b>
25 ft. (7.6m)	<b>225WH</b>	<b>225WHSF</b>

LENGTH	ARGON HOSE	ARGON HOSE
	12-1/2 ft. (3.8m)	<b>212AH</b>
25 ft. (7.6m)	<b>225AH</b>	<b>225AHSF</b>

## CK350, CK510 WATER COOLED



LENGTH	STANDARD	SUPER-FLEX
	POWER CABLE	POWER CABLE
12-1/2 ft. (3.8m)	<b>512PC</b>	<b>512PCSF</b>
25 ft. (7.6m)	<b>525PC</b>	<b>525PCSF</b>

LENGTH	WATER HOSE	WATER HOSE
	12-1/2 ft. (3.8m)	<b>312AH</b>
25 ft. (7.6m)	<b>325AH</b>	<b>325AHSF</b>

LENGTH	ARGON HOSE	ARGON HOSE
	12-1/2 ft. (3.8m)	<b>312WH</b>
25 ft. (7.6m)	<b>325WH</b>	<b>325WHSF</b>