

Diversion™ 165 and 180

TIG Welding
Power Source



Quick Specs

Personal User Applications

Chassis/Frame Fabrication
Aluminum Oil Pans
Stainless Exhaust
Weld Repair on Home Equipment
Metal Art
Vocational Training

Process

TIG (GTAW)

Input Power

165: 230 V, 1-Phase
180: 115 and 230 V, 1-Phase

Rated Output 150 A at 16 V, 20% Duty Cycle

Amperage Range **165:** 10–165 A
180: 10–125 A (115 V)
180: 10–180 A (230 V)

Max. Open-Circuit Voltage 80

Weight 50 lb. (23 kg)

The Personal User's TIG Machine.

DIVERSION™

Easy-to-understand operator interface.

1. Power-up
2. Select material type
3. Set material thickness range—then weld! It's as easy as 1, 2, 3.

Inverter-based, AC/DC power source provides a more consistent welding arc while using less power.

Fan-On-Demand™ reduces noise and maintenance by lessening the amount of airborne contaminants pulled through the machine, while sufficiently cooling thermally protected internal components.

HF start for non-contact arc starting that eliminates tungsten and material contamination.

Auto-Postflow protects the weld end zone and electrode by optimizing postflow time based on welding amperage.



Diversion 165

Diversion 180

Comes complete with:

- Power source with primary cord (50 A, 230 V plug on 165 model) **OR** (MVP™ plugs on 180 model)
- 12.5-ft. (3.8 m) Weldcraft® WP-17 TIG torch with backcap, ceramic gas cup, 3/32-in. (2.4 mm) collet and collet body, and 2% ceriated tungsten
- RFCS-RJ45 remote foot control
- 12-ft. (3.7 m) work cable with clamp
- Regulator/flow gauge with hose
- *TIG Welding for Dummies* book with content by Miller

Just supply Argon gas, filler rod, gloves and helmet and you're ready to weld!

Portable. Whether it's in the shop, garage or at the race track, at 50 pounds they can be taken anywhere.

Advanced Squarewave AC provides a fast freezing weld puddle and deeper penetration.



Both models include **RFCS-RJ45 remote foot control** and the Diversion 180 also includes our **multi-voltage plug (MVP™)** which allows connection to 115- or 230-volt receptacles without tools. Choose the plug that fits the receptacle and connect it to the power cord.

TRUE BLUE®
3YR. WARRANTY

Power source is warranted for 3 years, parts and labor.
Original main power rectified parts are warranted for 5 years.



Miller Electric Mfg. Co.

An ITW Company
1635 West Spencer Street
P.O. Box 1079
Appleton, WI 54912-1079 USA

Equipment Sales US and Canada

Phone: 866-931-9730
FAX: 800-637-2315
International Phone: 920-735-4554
International FAX: 920-735-4125
1-507-494-5169

MillerWelds.com



Specifications (Subject to change without notice.)

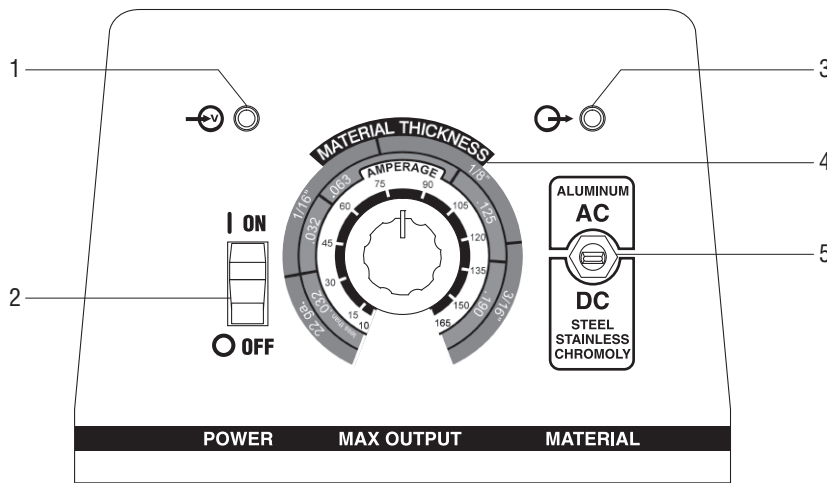


Model	Input Power	Welding Amperage Range	Rated Output	Amps Input at Rated Output	KVA	KW	Max. Open-Circuit Voltage	Dimensions	Net Weight
Diversion 165	230 VAC	10–165 A	60 A at 12.4 V, 100% Duty Cycle	8 A (.20)*	1.8 (.04)*	1.2 (.02)*	80	H: 17 in. (433 mm) W: 9.875 in. (251 mm) D: 23.875 in. (608 mm)	50 lb. (23 kg)
			150 A at 16 V, 20% Duty Cycle	23 A (.20)*	5.3 (.04)*	3.7 (.02)*			
			165 A at 16.6 V, 15% Duty Cycle	25.5 A (.20)*	5.9 (.04)*	4.2 (.02)*			
Diversion 180	115 VAC	10–125 A	60 A at 12.4 V, 100% Duty Cycle	11.3 (.88)*	1.3 (.1)*	1.2 (.03)*			
			125 A at 15 V, 35% Duty Cycle	26.5 (.88)*	3.1 (.1)*	3.0 (.03)*			
	230 VAC	10–180 A	60 A at 12.4 V, 100% Duty Cycle	5.6 (.44)*	1.3 (.1)*	1.2 (.03)*			
			150 A at 16 V, 20% Duty Cycle	16 (.44)*	3.7 (.1)*	3.6 (.03)*			
		180 A at 17.2 V, 10% Duty Cycle	20.5 (.44)*	4.7 (.1)*	4.6 (.03)*				

Certified by Canadian Standards Association to both the Canadian and U.S. Standards.

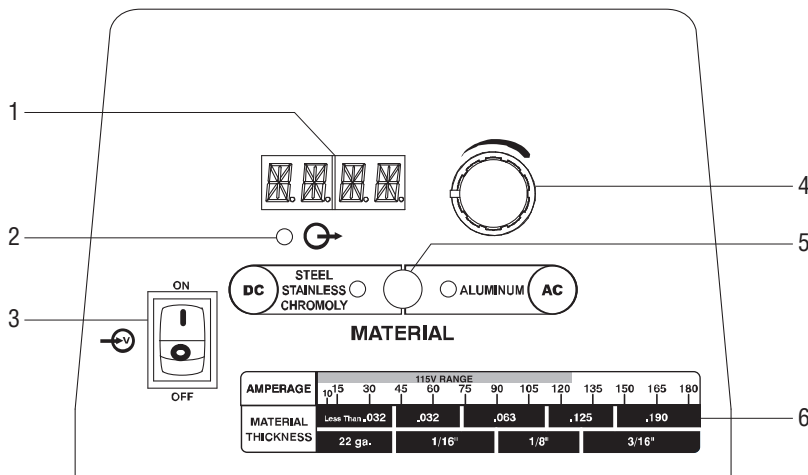
*While idling.

Diversion™ 165 Control Panel



1. Power On LED
2. Power Switch
3. Output Indicator LED
4. Material Thickness/Amperage Control
5. Material Switch

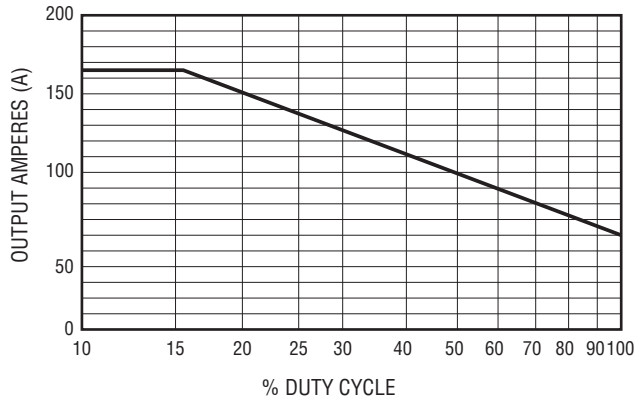
Diversion™ 180 Control Panel



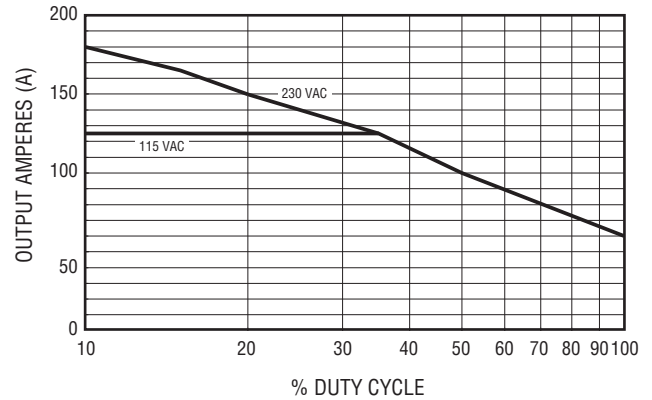
1. Digital Display
2. Output Indicator LED
3. Power Switch
4. Amperage Control
5. Material Selection Button
6. Material Thickness/Amperage Chart

Performance Data

DIVERSION 165 DUTY CYCLE CHART



DIVERSION 180 DUTY CYCLE CHART



Genuine Miller® Accessories

MVP™ Plugs for Diversion 180



#219 258
For power cable 6-50P
(230 V/50 A).
Included with machine.



#219 261
For power cable 5-15P
(115 V/15 A).
Included with machine.



#219 259
For power cable 5-20P
(115 V/20 A). Optional, not
included with machine.



Protective Cover
#300 579



**Running Gear/
Cylinder Rack**
#770 187

Heavy-duty construction. For gas cylinders no larger than 7 inches (178 mm) in diameter.

Maximum weight is 100 pounds (45 kg).



**Small Running
Gear/Cylinder
Rack** **#300 425**

Durable construction. For gas cylinders no larger than 7 inches (178 mm) in diameter.

Maximum weight is 75 pounds (34 kg).



TIG Welding Gloves
#249 178 Medium
#249 179 Large
#249 180 X-Large
Durable goatskin back and palm with flame-resistant cotton fleece back.



TIG Welding Gloves (Short Cuff)
#249 181 Medium
#249 182 Large
#249 183 X-Large
Durable pigskin back and goatskin palm with 3-inch cuff.



#WP-9 Torch Body

125-amp air-cooled torch body. 13N Series consumables sold separately.



#AK-150MFC Accessory Kit

Allows welding operators to customize their standard Weldcraft WP-17 TIG torch for their specific application. Kit converts into 28 different torch styles while using the existing cable. Features collets, collet bodies, nozzles, torch heads, handle and more.

Remote Controls



RFCS-RJ45 **#300 432**

Remote foot control. Comes standard with Diversion models.

Adapter Cord for RJ45 to 14-Pin **#300 688**

12-inch adapter cord to allow the Miller 14-pin industrial foot controls to be used with the Diversion 165 and 180.

Ordering Information

Power Source	Stock No.	Description	Qty.	Price
Diversion® 165	#907 626	Single-phase, 230 V, 50/60 Hz		
Diversion® 180	#907 627	Single-phase, 115 and 230 V, 50/60 Hz		
MVP™ Adapter Plugs for Diversion 180				
MVP 230 V 6-50P	#219 258	Used to connect power source to 6-50R receptacle (included with machine)		
MVP 115 V 5-15P	#219 261	Used to connect power source to 5-15R receptacle (included with machine)		
MVP 115 V 5-20P	#219 259	Used to connect power source to 5-20R receptacle (optional, not included with machine)		
Remote Controls				
RFCS-RJ45	#300 432	Remote foot control (included with Diversion 165 and 180)		
Adapter Cord for RJ45 to 14-Pin	#300 688			
Accessories				
Protective Cover	#300 579			
Running Gear/Cylinder Rack	#770 187			
Small Running Gear/Cylinder Rack	#300 425			
TIG Welding Gloves		See page 3		
WP-9 Torch Body	#WP-9			
AK-150MFC Accessory Kit	#AK-150MFC			

Date:

Total Quoted Price:

Distributed by: **Weldfabulous.com**
 Phone: 1-507-494-5169
 Email: Sales@Weldfabulous.com

