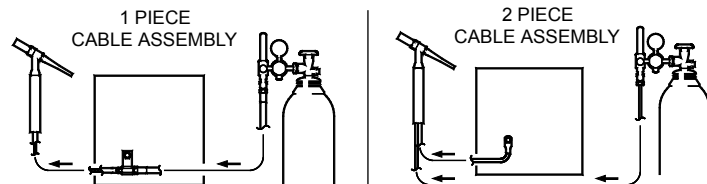


WARRANTY: CK Worldwide, Inc. warrants products manufactured by CK Worldwide, Inc. to be free of defects in materials and workmanship. CK Worldwide, Inc. limits this warranty to replacement of the product or parts thereof and excludes liability for injury, property damage or economic loss attributable to product use or misuse. In any event, CK Worldwide, Inc. will only be responsible for its products when used with accessory items manufactured by CK Worldwide, Inc.

INSTALLATION: Before using this torch, - tighten regulator, hose and power cable fittings with proper wrenches. Using small pliers, securely tighten all knurled hose fittings (Slide the torch handle back for access to the torch connections). Purge the regulator and TIG torch with inert gas at 20 cubic feet per hour. Following these steps will ensure contamination free welds. Repeat this procedure whenever torch or regulator fittings have been detached.

CONNECTION DIAGRAM:

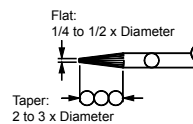


INFORMATION CHART:

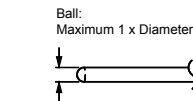
Electrode Diameter in inches (mm)	Cup Size	WELDING CURRENT (AMPS) - TUNGSTEN TYPE				ARGON FLOW - FERROUS METALS		ARGON FLOW - ALUMINUM	
		AC Pure	AC Thoriated	DCSP Pure	DCSP Thoriated	Standard Body (Liters)	Gas Lens Body (Liters)	Standard Body (Liters)	Gas Lens Body (Liters)
.020 (0.50)	4 or 5	5 - 15	5 - 20	5 - 15	5 - 20	5-8 (3-4)	5-8 (3-4)	5-8 (3-4)	5-8 (3-4)
.040 (1.00)	4 or 5	10 - 60	15-80	15 - 70	20 - 80	5-10 (3-5)	5-8 (3-4)	5-12 (3-6)	5-10 (3-5)
1/16 (1.60)	4, 5 or 6	50 - 100	70 - 150	70 - 130	80 - 150	7-12 (4-6)	5-10 (3-5)	8-15 (4-7)	7-12 (4-6)
3/32 (2.40)	6, 7 or 8	100 - 160	140 - 235	150 - 220	150 - 250	10-15 (5-7)	8-10 (4-5)	10-20 (5-10)	10-15 (5-7)
1/8 (3.20)	7, 8 or 10	150 - 210	220 - 325	220 - 330	240 - 350	10-18 (5-9)	8-12 (4-6)	12-25 (6-12)	10-20 (5-10)
5/32 (4.00)	8 or 10	200 - 275	300 - 425	375 - 475	400 - 500	15-25 (7-12)	10-15 (5-7)	15-30 (7-14)	12-25 (6-12)
3/16 (4.80)	8 or 10	250 - 350	400 - 525	475-800	475-800	20-35 (10-17)	12-25 (6-12)	25-40 (12-19)	15-30 (7-14)
1/4 (6.40)	10	325 - 700	500 - 700	750 - 1000	700 - 1100	25-50 (12-24)	20-35 (10-17)	30-55 (14-26)	25-45 (12-21)

TUNGSTEN PREPARATION:

END PREPARATION: DCSP (EN)
General Purpose:

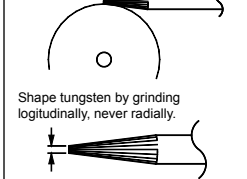


ACHF
General Purpose:

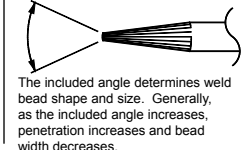


Ball tip by arcing on clean metal at low current DCRP (EP) then slowly increase current to form the desired ball diameter.

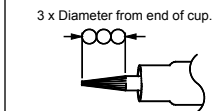
GRINDING PREPARATION:
Use a 60 Grit or finer aluminum oxide wheel



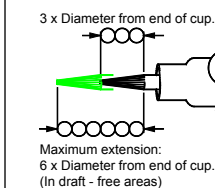
Remove sharp point to leave a truncated point with a flat spot. Diameter of flat spot determines amperage.



EXTENSION INSTRUCTION: STANDARD PARTS
General Purpose:



GAS LENS PARTS
General Purpose:



CAUTION:

Personal harm will result from touching the hot parts of a TIG torch without insulative protection, or from looking directly or indirectly at an arc or reflected arc. At no time should bare skin be exposed to a welding arc.



TIG TORCH MANUAL



TL210 & TL210V FLEX

TECHNICAL INFORMATION

RATING @ 100% DUTY CYCLE: 200 AMP ACHF OR DCSP
COOLING METHOD: GAS COOLED

ACCESSORY ITEMS REQUIRED FOR COMPLETE INSTALLATION:

HEAD ACCESSORIES: 3 SERIES (10NXX)
POWER CABLE ADAPTOR: 21 HPCA (2310-1879)

MODEL SELECTOR - TORCH PACKAGES

HEAD STYLE	CABLE	LENGTH	STANDARD #	SUPERFLEX #
Rigid Head w/o Valve	2 Piece	12½ft (3.8m)	TL2112N FX	TL2112NSF FX
		25ft (7.6m)	TL2125N FX	TL2125NSF FX
Rigid Head w/o Valve	1 Piece	12½ft (3.8m)	TL2112H FX	TL2112HSF FX
		25ft (7.6m)	TL2125H FX	TL2125HSF FX
Rigid Head with Valve	2 Piece	12½ft (3.8m)	TL2112VN FX	TL2112VNSF FX
		25ft (7.6m)	TL2125VN FX	TL2125VNSF FX
Rigid Head with Valve	1 Piece	12½ft (3.8m)	TL2112VH FX	TL2112VHSF FX
		25ft (7.6m)	TL2125VH FX	TL2125VHSF FX

IMPORTANT !!
READ AND UNDERSTAND THE INFORMATION CONTAINED IN THIS MANUAL BEFORE OPERATING THE EQUIPMENT !

CK WORLDWIDE INC.
3501 "C" ST. N.E.
AUBURN, WA. 98002
USA

PHONE: (253) 854-5820
PHONE: (800) 426-0877
FAX: (253) 939-1746

www.ckworldwide.com
ck@ckworldwide.com

